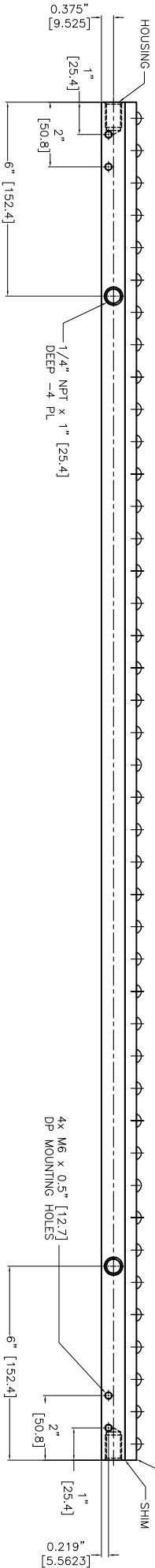
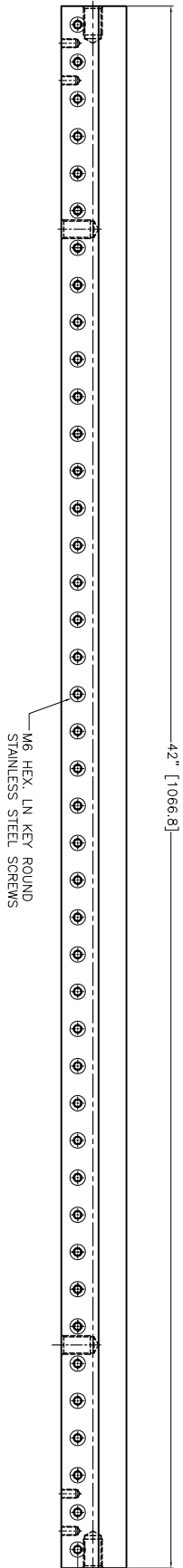
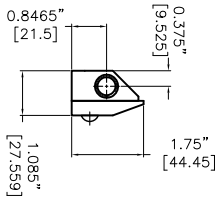


- NOTES:
- 1 ALL DIMENSIONS SHOWN ARE FINISH OPERATIONAL DIMENSIONS WHICH INCLUDE RESIDUAL COATINGS UNLESS OTHERWISE SPECIFIED.
 - 2 PART TO BE PACKED PROPERLY TO AVOID ANY DAMAGE WHILE SHIPPING & HANDLING.
 - 3 ALL HORIZONTAL DIMENSIONS ARE SYMMETRICAL ABOUT CENTER LINE UNLESS OTHERWISE SPECIFIED.



	SS 304										27/11/2013	NEX FLOW AIR PRODUCTS CORP. 10520 YONCE STREET, UNIT 359-220 RICHMOND HILL, ON L4C 3C7 TEL: (416) 410-1313 & FAX: (416) 410-1806 WWW.NEX-FLOW.COM	42" X-STREAM AIR BLADE AIR KNIFE	1:1	10042XS	1					
REQUIREMENTS-STEELNESS OTHERWISE SPECIFIED		CONTRACT NUMBER -		CLIENT -		CONTRACTOR -		DATE 27/11/2013		TITLE		SIZE		DATE CODE		DWG NO.		REV.			
1. DIMENSIONS AND TOLERANCES IN ACCORDANCE WITH ASME Y14.5 (1982)		2. MATERIAL FINISH 125 MICRO INCH RMS		3. BREAK SHARP CORNERS .005 TO .015		4. HOLES IN ACCORDANCE WITH AND 10397		1. LINEAR DIMS: .001, .002, .005, .010, .015, .030, .050, .100		2. ANGLES = ± 1/2°		3. ROUNDOFF .010 TR		4. HOLES IN ACCORDANCE WITH AND 10397		1. LINEAR DIMS: .001, .002, .005, .010, .015, .030, .050, .100		2. ANGLES = ± 1/2°		3. ROUNDOFF .010 TR	
FINISH		STRESS		MANUFACTURING		REVISIONS		ELECTRICAL		SCALE		CDR NO		YAKS-42		SHEET		1			